


MODEL F
The original horizontal coil, multiple vertical fan cooler: the ideal solution in high-horsepower, engine-drive applications.



132-F3 with Optional Bug Screens / Lint Screens and Ground Level Manually Operated Main Louvers

MODEL F SPECIFICATIONS

- Fan diameters from 48" to 156".
- Typical compression HP: 250-4,500.

MODEL F ADVANTAGES

- Engine, compressor, and multiple-stage gas cooling all in a single cooler, reducing shipping and installation costs.
- Forced-draft design moves cool air through the unit which results in lower fan horsepower requirements and higher efficiency.
- AXC rating procedures provide nozzle arrangements that facilitate installation and reduce piping costs.



Optional Hailguard

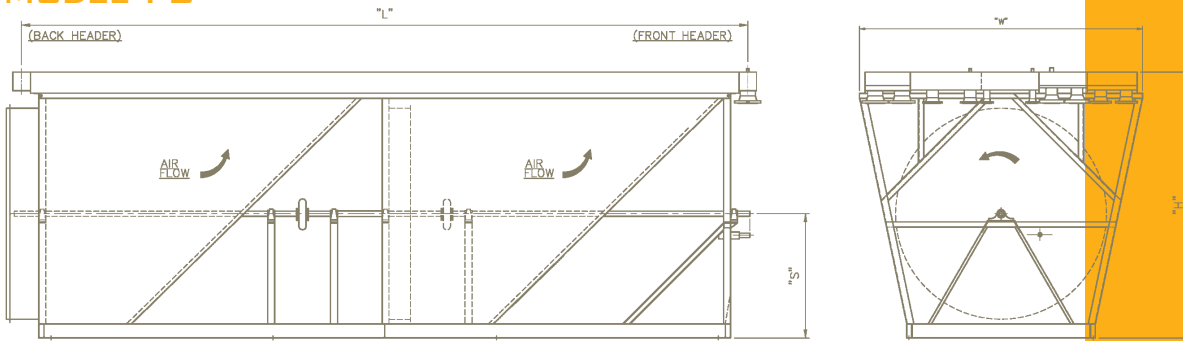


120 F2 with manually operated louvers and hailguard

- Vertical discharge cooler features an individual plenum chamber for each fan, ensuring reliable operation.
- Low-profile design and narrow width reduce special shipping and construction costs.
- Rotating components are located in the cool air stream of the cooler promoting longer life, ease of visual inspection and safer maintenance.



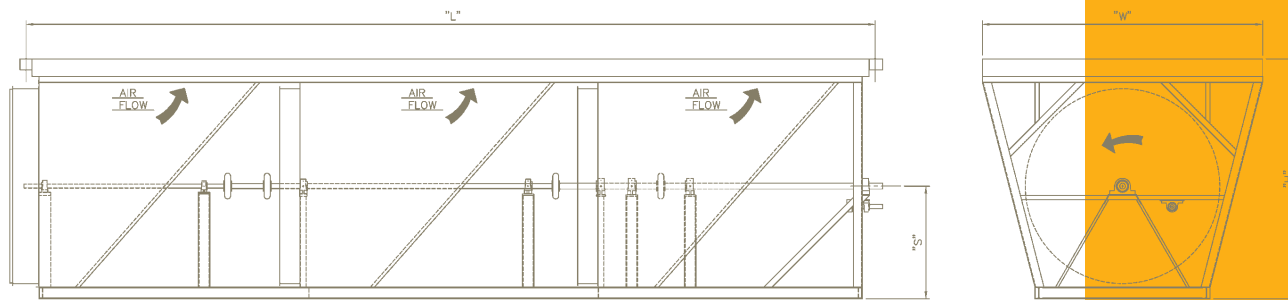
MODEL F2



FAN DIAMETER	L	W	H	S	FAN DIAMETER	L	W	H	S
54	99	96	87	38	108	267-291	156-168	138	63
72	147-171	108-132	114	51	120	291-363	156-192	152	71
81	171-195	132-144	114	51	132	339-411	168-192	164	77
84	195	144	114	51	144	387-483	168-204	176	83
96	243	144	126	57					

L = Length, W = Width, H = Height, S = Grade to c/l shaft
 *Dimensions shown in inches **Dimensions may vary for estimation only.

MODEL F3



FAN DIAMETER	L	W	H	S	FAN DIAMETER	L	W	H	S
72	219-267	108-132	114	51	108	411-435	156-168	138	63
81	267-291	132-144	114	51	120	435-531	156-192	152	71
84	267	156	114	51	132	531-603	168-192	164	77
96	363	144	126	57	144	579-723	168-204	176	83

L = Length, W = Width, H = Height, S = Grade to c/l shaft
 *Dimensions shown in inches **Dimensions may vary for estimation only.

AIR-X-CHANGERS MODEL F

OPTIONAL FEATURES

- Cooler finish per customer specifications, including tint-to-match paint and galvanizing.
- Louvers (manual or automated) downstream of the cooling sections to control air flow for temperature control.
- Auxiliary louvers (manual or automated) located upstream of the cooling sections to provide additional protection in cold weather climates.
- Hailguard over cooling sections, independent or integral with shutters, to protect cooling sections.
- Low noise emission fans.
- Bug screens / lint screens over air intake to minimize external fouling of cooling sections.